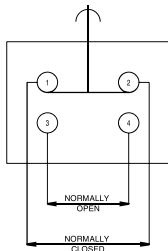


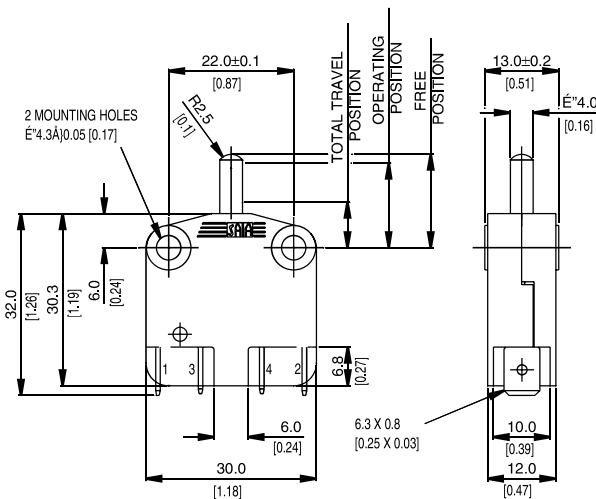
Specifications

Housing	Glass fibre reinforced nylon
Plunger	Glass fibre reinforced nylon
Mechanism	Change-over, normally open, normally closed
Contacts	Silver
Terminals	6.3 mm (0.25 in) faston brass
Temperature range °C	-20°C to +140°C
Mechanical life	10 ⁷ cycles minimum (impact free actuation)
Protection	IP40 (enclosure)
Mounting	Screw mounting
Actuators	Straight or mushroom plunger
Special features	Optional reset spring for increased reset security

Circuit diagram



Dimensions



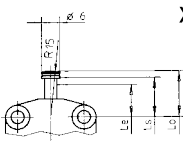
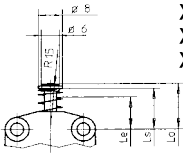
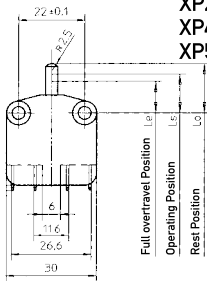
Recommended maximum electrical ratings

Voltage (max)	Resistive load (A)	Inductive load	Horsepower	Approval
250 VAC	16 (0.75 pf)	-	-	UL 1054/CSA 22.2 No. 55 - 6,000 operations
125 VAC	-	-	¼ HP (0.45 pf)	UL 1054 - Horsepower- 6,000 operations
250 VAC	-	-	¼ HP (0.45 pf)	UL 1054 - Horsepower- 6,000 operations
250 VAC	16	6	-	EN.60158-1 T85 (°C) 50,000 operations
400 VAC	16	4	-	EN.60158-1 T140 (°C) 10,000 operations
0-15 VDC	10	-	-	General rating - 50,000 operations
15-30 VDC	7	-	-	General rating - 50,000 operations

Forced break

Operating Characteristics

Actuator	Reference	Actuating Force Maximum		Release Force Minimum		Free Position Maximum		Operating Position		Total Travel Position Maximum		Over travel	
		(N)	(ozf)	(N)	(ozf)	(mm)	(in)	(mm)	(in)	(mm)	(in)	(mm)	(in)
Straight plunger	XP2Z11	3.00	10.0	5.5	19.7	15.3	0.602	14.9 ± 0.4	0.587 ± 0.016	8.0	0.315	4.5	0.177
	XP42Z11	1.75	6.20	5.5	19.7	15.3	0.602	14.9 ± 0.4	0.587 ± 0.016	8.0	0.315	6.5	0.256
	XP52Z11	3.00	10.0	5.5	19.7	16.6	0.653	13.0 ± 0.4	0.511 ± 0.016	8.0	0.315	4.5	0.177
Mushroom plunger with reset spring	XP2E1Z11	6.5	23.3	9.0	32.3	15.3	0.602	14.9 ± 0.4	0.587 ± 0.016	10.5	0.413	2.1	0.082
	XP42E1Z11	3.75	13.4	9.0	32.3	15.3	0.602	14.9 ± 0.4	0.587 ± 0.016	10.5	0.413	4.0	0.157
	XP52E1Z11	6.5	23.3	9.0	32.3	16.6	0.653	13.0 ± 0.4	0.511 ± 0.016	10.5	0.413	2.1	0.082
Mushroom plunger	XP2E2Z11	3.0	10.0	5.5	19.7	15.3	0.602	14.9 ± 0.4	0.587 ± 0.016	8.6	0.339	4.0	0.157



Ordering Reference

Basic type	XP Momentary XPS Positive action forced break (normally closed only)	Example: XP	2	2	E1	Z11
Circuit	2 Change-over 4 Normally closed 5 Normally open					
Terminals	2 Faston 6.3 × 0.8					
Actuators	No symbol, straight plunger E1 Mushroom plunger with reset spring E2 Mushroom plunger					
Approvals	Z11 UL, cUL, CSA and ENEC					