



APPLICATION

For sensing off liquid levels to activate pumps or valves via relays or PCs, a floatswitch works equally well with conductive as with non-conductive fluids such as oils.

WORKING PRINCIPLE

The float contains a magnet. It follows the fluid along the stem. The stem is a non magnetic material with 1 to 5 built-in reedswitches.

The magnet activates each reedswitch for aprox. 10 mm. This is called a passing switch. To assure that the contact status remains unchanged the stem is provided with a stop ring below respectively above the float. This allows to determine whether the level is rising or falling.

We have chosen to define the contact status with empty tank and with the thread mounted in the upwards position.

MATERIALS

Stem : Brass
 Float : Buna-N (nitrofuel)
 Fitting : ABS
 Connector : DIN 43650
 Temp. max : Oil +100°C, Water +80°C

CONTACT SYMBOLS

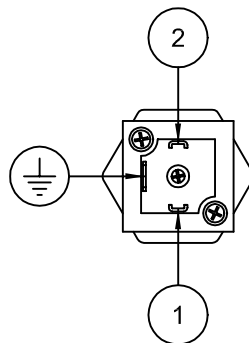
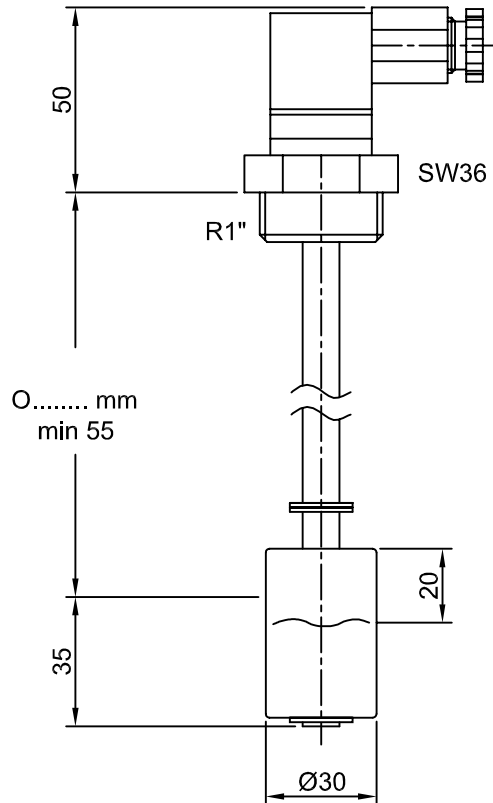

S = means NC low, NO going upwards
O = means NO low, NC going upwards
V = change over

ELECTRICAL DATA

Contact rating *	80 VA
max voltage	250 V
max current	1,3 A

* = resistive load
 No ground = max 50 V

Note. Above values are for resistive loads. Mechanical life is 30 millions. Use series resistor for lamp load, or other suitable protection for inductive loads if the rating is higher than 1/10 of the values above.



■ = Switch closed

□ = Switch open